

FoodChain™

Reporting and Dashboards


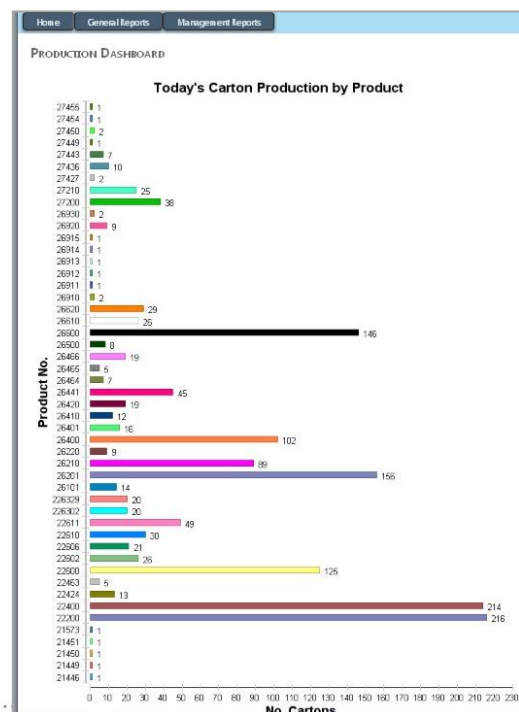
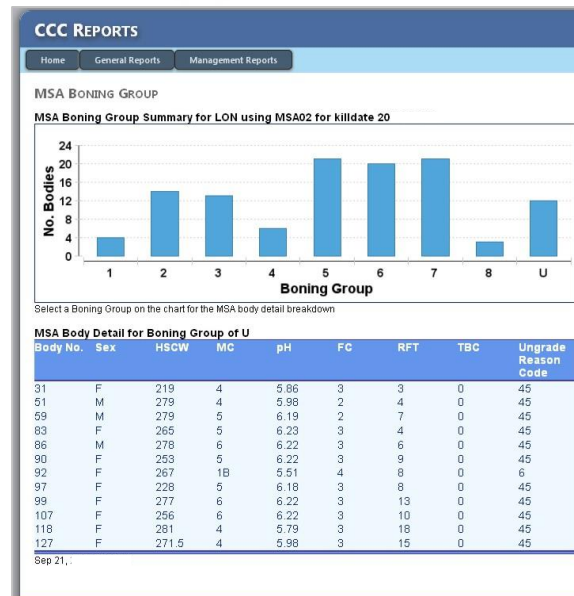


Cedar Creek
COMPANY

Digital dashboard – a real-time graphic interface with all the metrics you need to monitor on one screen. The mix of gauge diagrams, line charts, data grids and graphs are developed to suit your processing floor and operator requirements.

This enables fast decisions to be made from live data, with alerts and visual warnings set when thresholds fall outside parameters. Email or SMS alerts can be set up in the case of critical events.

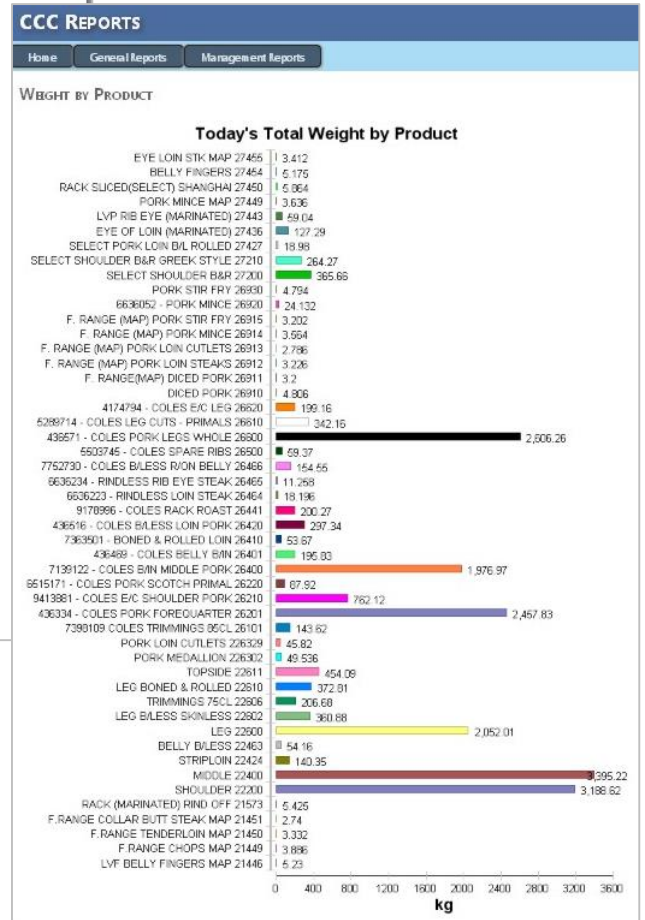
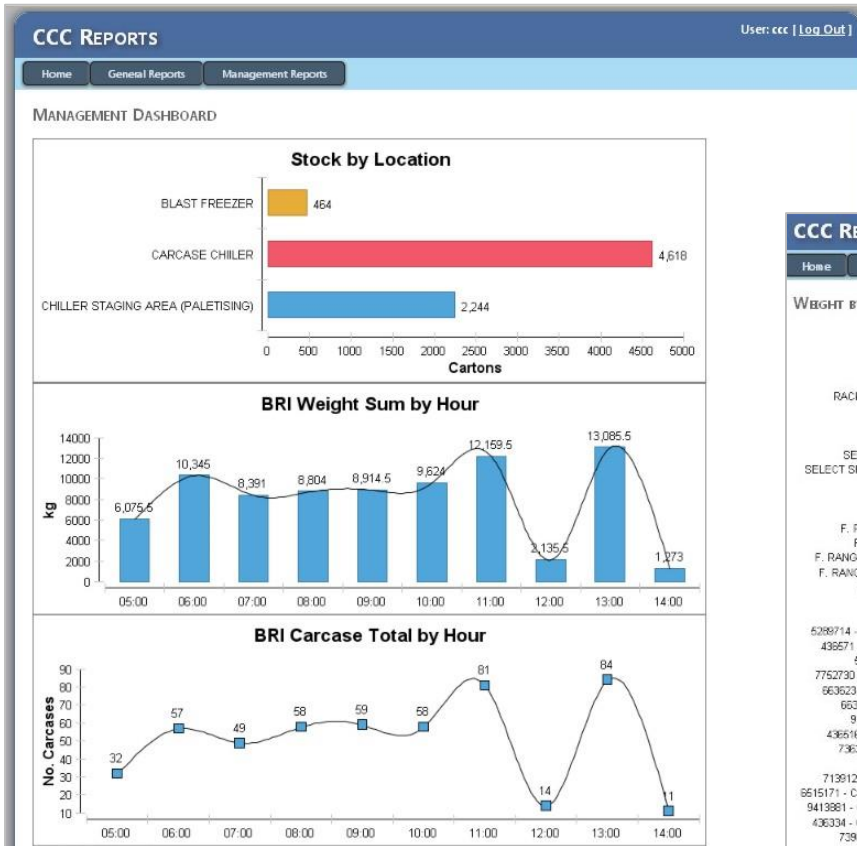
Charts, gauges, grids, and dials can be formatted for the HEC desktops and become an efficient and uncomplicated way for staff to monitor processing data in real time.



Australia PO Box 1405, Stafford QLD 4053 ▶ 8/87 Webster Rd, Stafford QLD 4053
phone: +61 (07) 3356 0999 ▶ fax: +61 (07) 3356 2366

New Zealand Cedar Creek Company (NZ) Limited ▶ PO Box 80246, Green Bay, Auckland 0644
Unit 772, 19 Ormiston Road, East Tamaki, Auckland ▶ phone: +64 (09) 634 4075

Cedar Creek
COMPANY
www.cedarcc.com



FoodChain is Cedar Creek Company's flagship integrated suite of software solutions, delivering transparency and traceability from carcase to carton.

The integrated systems represent the highest level of industry best-practice and are certified for regulatory and legislative requirements. The modular applications address the unique demands of the red meat, poultry and perishable food processing sectors.

Are you ready for a chat or would you like to find out more?
 Call us on (07) 3356 0999 or email craig.daff@cedarcc.com.
 Get started today!



FoodChain www.cedarcc.com
SOFTWARE AND HARDWARE SYSTEMS

REPORTING & DASHBOARDS

- Reports across all Modules
- All reports in Excel format
- Offline Reporting Database
- Configurable Management Dashboards
- Interfaces to BI Systems